


How To Use iWords in Vocabulary Workshop

<https://www.sadlierconnect.com/vw>



****You can print out the completed iWord Word Map after each word is completed.**

OR

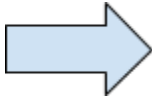
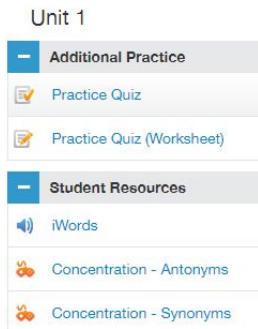
****Mom or Dad, you can also just write in your child's planner that he/she completed all 10 Word Maps by Friday.**

STUDENTS, YOU WILL GET 4 FUZZY BUZZIES IF YOU COMPLETE all 10 iWord Word Maps BY FRIDAY MORNING!

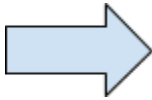


1.

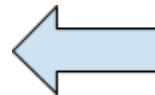

Click on the week's unit number.



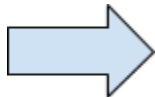
2. Click on iWords.



3. Click on the first word.



4. Click on Word Map.



5. Drag A, B, or C into the box at the bottom. Complete the definition, parts of speech, antonyms, synonyms, and example boxes.